

# HYPRO<sup>®</sup>

Processors • Felling grapples • Forwarder trailers



## **HYPRO Product range**

A range of machines designed to appeal equally to contractors as to self-employed forest owners. Kindness to nature and the environment, high capacity and reliability is a natural combination for us.





# HYPRO 755 HB Wheel-carried

A wheel-carried **HYPRO 755 HB** adds no more than ~200 kg to the tractor hitch. This makes it practical even for lighter tractors, min. power 70 hk.

The machine is versatile and easy to manoeuvre with powerful articulated steering and hydraulic folding support legs for greater stability when required, such as when winching large trees or felling with a felling grapple.

The machine is supplied complete with its own hydraulic system and has a wide angle PTO-shaft. Pump and tank are mounted directly on the machine. The processor has a 280° slewing radius and lateral displacement, which allows a distance of up to 3.3 metres between timber stacks, as well as +/-25° articulated steering with double steering cylinders which provides ample adjustment to suit the direction of fall of the tree.

HYPRO 755 HB is operated using the HYPRO+1 EHC Canbus system with mini-joysticks from the tractor cab. The MD430-DA measuring computer, with length and diameter measurement as well as automatic cross-cutting system, is standard on all 755-models with HYPRO+1 control system. 500-wheel is also standard and drive is available as an optional extra for really difficult terrain.

The feeder crane's design enables the grapple to reach the centre of the processor table. When working with the felling grapple, this enables the tree to be felled and lifted directly up onto the processor table without repositioning. The machine is supplied as standard with steel feeder wheels.



Articulated steering +/- 25° with double steering cylinders.

Drive is available as an optional extra in the form of Black Bruin hub motor drive or, as illustrated here, in the simpler "G-drive" version.

## Technical data 755 HB

Weight incl. hydraulic oil.....	2950 kg
Wheels:.....	(400/60-15.5) 500/50-17
Width, folded away: .....	(2.48).....2.67 m
Length incl. hitch: .....	~4 m
Ground clearance: .....	50 cm
Hydraulic articulated steering: .....	Yes
Number of cylinders for steering:.....	2
Slew for articulated steering: .....	+/-25°
Feed rate: .....	>3.5 m/sec
Tilt angle: .....	65°
Slew: .....	280°
Crane's reach: .....	7.5 m
Crane's slewing radius: .....	360°
Min. tractor output:.....	70 hk
Min. diameter:.....	3 cm
Max. diameter:.....	50 cm
Max. delimbing diameter: .....	40 cm
Winch traction:.....	2 tonnes
Winch line length: .....	50 m
Load-sensing Hydraulic system:.....	74 cc
Hydraulic flow: .....	max. 150 l/min.
Hydraulic pressure:.....	250 bar
Tank capacity:.....	150 l
PTO speed: .....	400-540 r/min.



HYPRO 755 HB has hydraulic support legs and large 500/50-17 wheels as standard.



# HYPRO 755



**HYPRO 755** is a tractor processor carried on three-point linkage with its own 7 metre crane. Both crane and head have a working radius of a full 280°, in other words, processing from both sides.

HYPRO 755 has its own hydraulic system with pump and tank for mounting on the front of the tractor. The hydraulic system is variably load-sensing, providing speed, flexibility and strength.

HYPRO 755 can also be supplied for mounting on tractors with a built-in variable hydraulic system with the necessary flow and pressure (see technical data).

Operation is via the HYPRO+1 EHC Canbus system with mini-joysticks from the tractor cab. Length and diameter measurement with automatic cross-cutting system and MD430-DA measuring computer is standard. A simple push of a button selects between crane and processor and both are manoeuvred with the same levers.

The measuring computer logs volume and number of pieces cut for Sawlog large, Sawlog small, Sawlog short and Pulp for several different assortments. The unit also has built-in cable troubleshooting, calibration of length and diameter measurement, as well as a set interval for servicing the machine.

The HYPRO 755 is a fantastic processor for both thinning operations and final felling. Fully 280° slewing radius and lateral displacement provide ample adjustment to suit the direction of fall of the tree and allow distances of up to 3.3 metres between timber stacks.

The machine has a radio-controlled winch enabling winching in from both sides. The design of the crane, with a tilting pedestal, gives a low centre of gravity at full reach, as well as compactness when folded. HYPRO 755 is always equipped with hydraulic support legs.

The HYPRO 755 is a great processor, versatile in thinning and robust in final felling, with working range between 3-50 cm in diameter.

If you have a tractor with reversible driver's seat, a high level of comfort and dual controls, supplement it with a HYPRO 755 processor and you have an effective and highly competitive harvesting machine.



*Front-mounted hydraulic system*



## Technical data 755

Weight processor incl. crane.: ... ~1700 kg  
 Weight front hydr. system incl. oil.: 300 kg  
 Width when folded away: ..... 2 m  
 Feed rate: ..... >3.5 m/sec  
 Tilt angle: ..... 65°  
 Slew: ..... 280°  
 Crane's reach: ..... 7 m  
 Crane's slewing radius: ..... 280°  
 Min. tractor output: ..... 80 hk  
 Min. diameter: ..... 3 cm  
 Max. diameter: ..... 50 cm  
 Max. delimbing diameter: ..... 40 cm  
 Winch traction: ..... 2 tonnes  
 Winch line length: ..... 50 m  
 Load-sensing Hydraulic system: ..... 74 cc  
 Hydraulic flow rec.: ..... max. 150 l/min  
 Hydraulic pressure: ..... 250 bar  
 Tank capacity: ..... 130 l  
 Engine speed: ..... 1400-2000 r/min.





# HYPRO 450 XL

The **HYPRO 450 XL** has high and low speed, enabling a very high feed rate, >5m/sec. This is particularly advantageous when operating in forests with smaller trees.

The 450 XL is a versatile, powerful and easy to manoeuvre tractor processor. It is a highly-valued and popular all-round machine that functions equally impressively for small final thinnings as for first thinnings.

The machine has a maximum opening diameter of 45 cm and a total delimbing diameter from 40 cm down to 5 cm, it also has a very powerful high-speed cutting capacity that cuts without splitting.


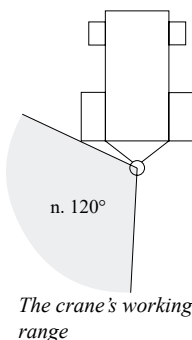
The processor is equipped with a separate hydraulic system with its own pump and tank where the pump is connected directly to the tractor's PTO or via a power transmission shaft if the pump is mounted on the processor's frame as an alternative design.

HYPRO 450 XL has a double articulated joint, which enables the machine's working position to be moved sideways, with cut timber thus always falling a long way outside the tractor's wheels. It enables timber to be sorted into different piles as early as the processing stage, which means that the piles of timber do not have to be moved. This also ensures simpler and more effective timber haulage.

The machine's hydraulic winch is operated as standard with digital radio equipment, but can also be operated using the valve's hand lever. The winch is always in braked position.

HYPRO 450 XL has an MD430-D measuring computer with length- and diameter measurement, photocells that start and reset the measurement cycle as well as separate measuring wheel with encoder as standard. Automatic cross-cutting system with electrified feed and cutting as well as preset lengths via an EHC joystick are available as optional extras.

**HYPRO FEED CRANE** is tailor-made to facilitate and streamline the work in the processor's immediate surroundings. The crane functions independently of the unit's position and the machine operator stands at the control table when the crane is in operation. Distribution of brushwood in the extraction route is simplified thanks to the crane's slewing arc and range.



## CRANE SPECIFICATION

Lengths .....	4 m .....	6 m
Weight .....	230 kg .....	350 kg
Traction .....	1500 kg	
Lifting power at 2 m .....	1200 kg	
Grapple diameter: max. ....	45 cm	

## Technical data 450 XL

Weight incl. hydr. oil.....	1130 / 1150 kg
Length max.:.....	1.9 m
Length min.:.....	1.5 m
Width when folded away:.....	1.6 m
Feed rate: .....	>3.5 m/s / >5 m/s
Tilt angle: .....	60°
Slew:.....	140°
Min. tractor output:.....	65 hk
Min. diameter:.....	5 cm
Max. diameter:.....	45 cm
Max. delimbing diameter: .....	40 cm
Winch traction:.....	2 tonnes
Winch line's length:.....	50 m
Hydraulic system: .....	54 cc
Hydraulic pressure:.....	230 bar
Hydraulic oil flow:.....	85–100 l/min.
Tank volume: .....	85 l
PTO speed: .....	400-500 r/min




# HYPRO 300



*HYPRO 300 now has an external length measuring wheel for very accurate length measurement and comes equipped as standard with an oil cooler and length measuring computer. Diameter measurement is available as an option and is then measured between the knives.*



*Hydraulic winch located in the machine's frame. Operation is via radio or hand lever. Signal in/out feeds the wire in respective direction and is always locked automatically when stationary.*



*The machine's pump/gear unit is mounted directly on the tractor's power shaft, producing lower weight and a more compact installation. Universal attachment is included.*



*The machine's control table is positioned at comfortable working height and has easily-manoeuvrable hand levers, where it is possible to individually adjust the speed in both directions for all functions. The measuring system's display is well-positioned and easy to read.*



*Manually adjustable support legs with three different height positions.*

**THE HYPRO 300** is a rational, versatile thinning processor carried on three-point linkage which performs rapidly and effectively, despite its small size and low weight (about 800 kilos).

The HYPRO 300 has its own hydraulics system with the pump unit mounted directly on the tractor's power shaft. The machine has a load sensing valve, which delivers smoother handling and options for flow control without the use of throttle functions. HYPRO 300 also has a feeder wheel motor in the bottom roller and thus operates with three feeder wheels, two of which are connected in parallel via a flow divider, which produces considerably increased feed power.

The machine does a fantastic job in all types of thinning dimensions up to 30 centimetres. The machine works at high-speed, always cutting quickly and without splitting.

The processor is equipped with an MD430 measuring computer and has length measurement, display of hydraulic oil level as well as oil temperature as standard in the display. Diameter measurement is available as an optional extra.

HYPRO 300 has an integrated hydraulically operated winch, with both in and out feed operated by radio control. The winch is always braked when stopped. The winch can also be operated with a hand lever on the actuator valve. The processor's design means that the tree is guided automatically to the right working position in the machine.

The machine has high efficiency, low purchase price and very low maintenance costs. The internal hydraulic system's gearbox delivers lower engine speed, which also contributes to reduced diesel consumption and thus a significantly improved overall economy.

## Technical data 300

Weight incl. oil:	.....	Approx. 800 kg
Feed rate:	.....	~3 m/sec
Tilt angle:	.....	40°
Slew:	.....	45°
Min. tractor output:	.....	50 hk
Max. diameter:	.....	30 cm
Min. diameter:	.....	3 cm
Winch line's length:	.....	35 m
Winch traction:	.....	1.5 tonnes
Hydraulic pressure:	.....	210 bar
Hydraulic flow:	.....	90 l/min
Oil volume:	.....	90 l
Length:	.....	1.65 m
Width:	.....	1.60 m
PTO speed:	.....	400-480 r/min.



# HYPRO Equipment

## HYPRO PNT Radio

HYPRO's processors are equipped with professional digital radio equipment. It meets the high speed/response speed requirements, with no delay and reliable radio control of the winch for maximum safety. It is specially designed with a dead man's switch, on/off function via transmitter and a highly impact-resistant case. Radio communication is automatically turned off if inactive for more than five minutes. 3 x AAA batteries are used for quick and accessible change of battery when needed, even in the field.



## HYPRO Measuring computer MD430 – General info

The HYPRO MD430 measuring computer has an LCD colour monitor with large white numbers that are easy to read even in strong sunlight and a wide viewing angle, as well as 10 different languages. Starting and resetting measuring is always performed automatically via photocells – the user does not need to make a cut to initiate measuring. The computer is mounted in a heavy-duty metal casing and its design means that it can be tilted to achieve the best and most convenient viewing angle for the operator. The computer is supplied with two connectors – a 16-pin CPC connector for the processor connection and a USB-A connector with sealing where you can connect the MD430 to a PC and read out log data if any is stored. The computer can also be used together with HYPRO's CAN tank sensor to indicate oil level and oil temperature, as well as a warning message that is triggered outside of recommended levels. HYPRO processors equipped with their own hydraulic system are supplied as standard with CAN tank sensor.



## HYPRO Length Measuring Computer MD430

HYPRO has its own specially designed length measuring equipment developed to maintain the highest standards of reliability and durability in a tough working environment. The unit has inbuilt cable troubleshooting, measuring calibration and set servicing interval for the machine. The computer records each log cut and has an "amount counter" for each tree selection. This software version is standard on the **HYPRO 300**.



## HYPRO length and diameter measuring computer MD430-D

HYPRO MD430-D has length and diameter measurement, it saves log data for print out via USB and will suggest length to cut depending on the diameter of the trunk and the assortment list that the operator has set. Computer program and cables to connect the measuring computer and print out log data to a PC are included. If required, selection of tree species takes place by means of a simple press on the respective button for fir, pine, hardwood or misc. 1 and 2. Log data is registered automatically with each cut and is saved in the measurement list in the measuring computer. The unit also has in-built cable troubleshooting, calibration of length and diameter measurement, as well as set servicing interval for the machine. This software version is standard on the **HYPRO 450 XL** (and on **HYPRO 300** if diameter measurement is added).

## HYPRO Measuring computer MD430-DA

HYPRO MD430-DA is HYPRO's latest and most advanced measurement and control system. It has a similar logging system software as the MD430-D, but it also has automatic functions for processing and logging with smart control via the processor's assortment list and CAN. The operator can select to process the log manually via joystick movements, via pre-set length selections or via fully automatic mode where the computer itself selects length to cut according to the diameter of the trunk and the pre-set assortment list that the operator has set. This software version is standard on all **755-models**.

MD430-DA is a part of the **HYPRO+1 control system** and uses HYPRO Canbus mini-joysticks (EHC) and Danfoss CAN control boxes. The system has presets for up to three different operators, enabling a range of settings to be stored for each operator in relation to crane- and processor control. For example, the driver can change the joysticks' hysteresis curves, ramp times, MIN/MAX speeds, balance and invert (turn) the direction for all crane functions etc.

HYPRO+1 control system can also be added on most grapple loader trailers with electrified valves for easy control, using the same HYPRO joysticks for the trailer as for the HYPRO processor to avoid double joystick setups in the cab.




Automatic cross-cutting system with EHC-joystick on **HYPRO 450 XL**.





**HYPRO<sup>®</sup>**






# HYPRO FG45 Felling Grapple



*HYPRO FG45 can in principle be mounted on all cranes with rotators. The grapple opens about 92 cm and encloses down to Ø3 cm*



*3D-representation of FG45 in downwardly tilted position*



**THE HYPRO FG45** felling grapple is ideal for use in the handling of both standing and felled trees. The felling grapple can in principle be mounted on all cranes with rotators.

The felling grapple fells standing timber of normal height with a maximum circumference at breast height of up to 30–35 cm, and in favourable conditions has cutting capacity for trees with enlarged roots as well as stunted trees of as much as 50 cm in diameter at cutting position, making it entirely unique in terms of function for its low weight and size. The FG45 is used on several different kinds of machine and is also a popular optional extra together with HYPRO's tractor processor.

FG45 is supplied equipped with open grapple (brushwood grapple), 10cc saw motor and 59 centimetre saw bar. It is also available in energy grapple model and is then equipped with special bar to make it possible to clear shrubbery and large trunks of up to 45 cm, as well as brush with retained chain tension on the bar.

The FG45 has a tilt function that automatically tilts the grapple into its felling position when it is fully open. If return is required, this is achieved by activating the cutting saw, causing the grapple to return to its horizontal working position.

The crane's valve needs to be equipped with a free section or with an additional valve for activation of the saw motor. This must be a motor slide model (open centre), which is then open directly to the tank in its neutral position, alternatively the return hose and the motor drainage hose are installed directly to the tank.

The versatility of the felling grapple and its hydraulic tilting joint make it possible to easily access tree trunks at the right felling angle. This makes the felling operation highly rational and simple. Its low weight also makes it ideal for use on cranes with a very long reach without adversely affecting stability or lifting capacity.

For hydraulic systems that do not achieve more than 60 l/min. oil flow, the felling grapple can instead be equipped with a smaller (5cc) cutting motor to retain high chain speed and effective cutting capacity.

## Technical data FG45

Cutting diameter, max.:.....	50 cm
Tilt angle: .....	100°
Weight, incl. tilt joint: .....	169 kg
Cutting motor: (alt. 5 cm <sup>3</sup> /rev) 10 cm <sup>3</sup> /rev	
Min. working pressure: .....	190 bar
Max. working pressure: .....	250 bar
Requisite pump flow, min.:.....	50 l/min
Requisite pump flow, max.:.....	90 l/min
Extra hydraulic pipes: .....	3



# HYPRO FG50 FA/EC Felling Grapple

**HYPRO FG50FA & FG50EC** felling grapples were developed for minimum hose installation, low weight and a high level of flexibility. The felling grapples rotate freely thanks to supply with just two hoses.

The felling grapple can in principle be mounted on all cranes with rotators, for example, lorries, forest trailers, forwarders and excavators. The felling grapple can be used to fell, cut, load and unload trees and brushwood along roads, powerline corridors, and in park and urban environments.


A feature of the **HYPRO FG50FA** is its fully hydraulic construction, with auto-function for tilt and cut via the command for "open grapple" and "close grapple", in other words, no additional control system is required to manoeuvre the felling grapple. A hydraulic shuttle valve changes the grapple functions from cutting to tilting after a delay. This removes the need for more valve sections for activation of cut and tilt, but nevertheless retains a high cutting effect. The delay in changing to the cutting function is adjustable to between 0 - 4 seconds. The grapple function needs to have open centre (motor slide), or an external bypass kit is available from HYPRO as an optional extra.

A feature of **HYPRO FG50EC** is that each function is controlled separately via electrical switching. Radio or cable is used to change the function controlling open/closed grapple on the the felling grapple to tilt, cut or tilt-floating position. This enables the tilt to be controlled precisely both up and down, as well as to activate cutting completely independently of the tilt's or the grapple's position. Both cut and tilt function are interrupted when the machine operator releases the command in the joystick.



## Technical data FG50FA/EC

Cutting diameter, max.:..... 50 cm  
Tilt angle: ..... 100°  
Weight, incl. tilt joint: ..... 193/195 kg  
Cutting motor: (alt. 5 cm³/rev) 10 cm³/rev  
Min. working pressure: ..... 190 bar  
Max. working pressure: ..... 250 bar  
Requisite pump flow, min.:..... 40 l/min.  
Requisite pump flow, max.:..... 90 l/min.  
Additional hydraulic pipes:..... 0



3D representation of FG50FA & FG50EC in upwardly tilted position



3D representation of FG50FA / FG50EC in downwardly tilted position

**FG50FA/EC** are supplied with open grapple (brushwood grapple), 10cc saw motor and 59 centimetre saw bar. They can also be equipped with a specially designed bar for trees for energy production that make it possible to cut shrubbery and brushwood all the way up to 45 cm trunks, retaining an effective chain tension on the bar.

The grapple function needs to have open centre (motor slide), alternatively there is an "external bypass kit" available from HYPRO as an option.

The strength of the models lies in their proven, robust construction and minimal hose installation, retaining low weight. Technical innovation has produced high efficiency in an easy-to use product, rapidly streamlining the work as well as enhancing ergonomics and safety for the user in the felling operation.



# HYPRO FG60 FA/EC Felling grapple

**HYPRO FG60** is the latest and largest version of the felling grapple from HYPRO.

The felling grapple is absolutely unique in its size class, with the grapples opening max. 150 cm and capable of holding as little as  $\varnothing 5.5$  cm at the minimum.

The cutting point is over  $\varnothing 60$  cm with a 75 cm long energy bar for unbeatable cutting capacity for large trunks, shrubbery and multi-trunk cutting. All of this at a weight from about 340kg.

*The FG60-models are supplied in the connection versions FG60/FG60-FA/FG60-EC.*

A feature of the "FA" (fully automatic) connection version is a fully hydraulic construction, with automatic function for tilt and cut via the command for "open grapple" and "close grapple". In other words, no additional control system is required to operate the felling grapple.



A feature of the "EC" (electric control) connection version is that each function is controlled separately via electric switching. Radio (optional extra) or cable changes the function that controls open/close grapple on the felling grapple to tilt, cut or tilt-floating position.

This enables the tilt to be controlled and positioned precisely both up and down as well as to activate cutting completely independently of the tilt's or the grapple's position.



HYPRO FG60 is primarily intended for mounting on truck cranes, forwarders and excavators. The grapple function needs to be equipped with open centre slide (motor-slide) alternatively an "external bypass kit" is available as an option from HYPRO.

## Technical data FG60

Cutting diameter, max.: .....~62 cm  
Weight incl. tilt joint from: .....340 kg  
Min. working pressure: ..... 190 bar  
Max. working pressure: ..... 250 bar  
Cutting motor options: .....10/14/19 cm<sup>3</sup>  
Requisite pump flow: ....40-110 L/min (@ 10 cm<sup>3</sup>)  
Requisite pump flow: ... 65-140 L/min (@ 14 cm<sup>3</sup>)  
Requisite. pump flow: .. 80-170 L/min (@ 19 cm<sup>3</sup>)





# HYPRO 300 VB



The **HYPRO 300 VB** is the latest trailer-mounted processor model from HYPRO. The processor is supplied without crane and winch, but as an optional extra can be supplied complete with hydraulic tank and a pump with gearbox that is mounted directly on the tractor's PTO.

The model was developed so that a small tractor and forest trailer with a crane can be combined with a processor, while retaining high productivity thanks to the automatic cross-cutting system and control with mini-lever from inside the cab. The processor is light to lift on and off with the trailer crane so that the trailer can then be used to transport the timber. The processor is controlled by the HYPRO+1 Canbus system with 2-lever electrohydraulic control (EHC). The measuring system has programmable length presets enabling a fully automatic cross-cutting system. As a supplement, the trailer/forwarder's crane can also be controlled using the same levers if the crane valve is equipped with electric modules/magnets.



*Smart design and low weight enable the processor to be handled using the trailer's crane. In an instant, the forwarder is transformed into a harvester as a combi-machine and can both forward and harvest highly effectively.*



*Extensive lateral movement allows long distances between timber stacks and good accessibility without having to move the piles of timber.*

## Technical data 300 VB


Weight incl. oil & tank approx.: ... 900 kg  
Weight excl. oil & tank approx.: ... 750 kg  
Feed rate: ..... >3 m/sec  
Tilt angle: ..... 40°  
Slew: ..... 280°  
Lateral displacement: ..... Yes  
Min. tractor power: ..... 50 hk  
Max. diameter: ..... 30 cm  
Min. diameter: ..... 3 cm  
Hydraulic pressure: ..... 210 bar  
Hydraulic flow rec.: ..... 85-100 l/min  
Oil volume, tank: ..... approx. 90 litres  
PTO speed: ..... 400 - 480 r/min





# HYPRO 755 VB

## Trailer-mounted processor



*The processor is easy to mount directly on just about any forwarder or forest trailer, using the trailer's own crane. The machine has three lifting lugs for lifting straps or chains, making the lifting operation very simple and efficient. Naturally, all hoses and cables have quick couplings. The processor is equipped with HYPRO+1 measurement and control system with an MD430-DA measuring computer. With a few simple supplements, the trailer's functions can be controlled with the same levers as the processor if the valve is electrified.*



**HYPRO 755 VB** is a free-standing, trailer-mounted processor with no crane, winch, pump or tank. It was produced so that a forest trailer can be combined with a crane and a processor, resulting in lower ground pressure and lower purchase price.

HYPRO 755 VB is a robust tractor processor with a working radius of fully 280°, in other words, processing from both sides of the trailer, which makes it easy to adapt to the tree's felling direction and provides a distance between piles of timber of up to 3.3 metres.

The trailer's own hydraulic system is used for the processor, as long as there is sufficient hydraulic pressure and flow to drive the processor.

A trailer with wheel drive generally has sufficient flow to be able to power a 755 VB as well, however, where the hydraulic system is not sufficient, the processor can, for example, easily be supplemented with HYPRO's pump and tank mounted on the front of the tractor.

The hydraulic system that is to be used to power the machine can be both a variable load sensing or open pump system.



### Technical data 755 VB

Weight incl. valve and frame: ... 1050 kg  
Width when folded away: ..... 1.9 m  
Feed rate: ..... >3.5 m/sec  
Tilt angle: ..... 65°  
Slew: ..... 280°  
Min. tractor power: ..... 70 hk  
Min. diameter: ..... 3 cm  
Max. diameter: ..... 50 cm  
Max. delimbing diameter: ..... 40 cm  
Hydr. pressure: . min. 210–max. 250 bar  
Requisite pump flow, min. .... 100 l/min  
Requisite pump flow, max.: ..... 150 l/min





# **HYPRO 755 VB**

*Trailer-mounted processor*



The **HYPRO 755 VB** is often mounted on forwarders as well as on tractor-powered timber trailers.



**HYPRO 755 VB** in combination with a felling grapple from HYPRO becomes a highly effective harvesting machine.



The processor is supplied with a standard square chassis and attachment on trailer/forwarder is adapted accordingly by the user. HYPRO's fasteners for VB are available as an optional extra if applicable.



**HYPRO's** processors are always equipped with high-speed cutters for fast cutting every time with no splitting.



# HYPRO HV14 Forwarder trailer

## *The market's most stable trailer*

Equipped as standard with three loading bunks. Slewing cylinders and mesh grille in low position provide the optimum view over the load.

### Technical data HV14

Gross weight:..... 18 - 24 tonnes  
Load capacity: ..... 14 - 18 tonnes  
Load area grille:..... >3.3 m<sup>2</sup>  
Length:..... 5.50 m / 6.25 m  
Load length:..... 3.72 m / 4.47 m  
Width: ..... 2.38 / 2.57 / 2.77 m  
Wheel reinforced rim: ..... 500 / 60x22.5  
..... 600 / 50x22.5  
..... 700 / 40x22.5  
Load bunks standard:..... 3  
Crane reach:..... 7.2-10 m  
Hydraulic disc brakes: ..... 2 or 4  
Hydraulic drum brakes (opt. extra): 2 or 4  
Pneumatic brakes: ..... Optional extra  
Robson roller drive: ..... Yes  
Hydraulic hub motor drive:..... 2 or 4  
Articulated steering, cylinders:..... 2  
Steering range:..... +/-48°  
Ground clearance:..... 70 cm  
Weight, trailer: ..... 2800 kg - 4500 kg



*The HYPRO HV14 Forwarder trailer's unique design makes it extremely stable, including through its weight distribution, hitch attachment and dual frame construction. It is consequently sold as standard without support legs.*



*The loader in the picture is a Palms 5.85 with a maximum length of 8.5 m. We offer several different makes and crane lengths of up to 10m. The control system is our internally developed HYPRO+1 Canbus system.*



*Wireless reversing camera is a popular optional extra on HV14. The camera is located in a well-protected position on the light board and provides a very good view behind the trailer.*



*The trailer can be supplied without a hydraulic system, with an open pump hydraulic system or, as here in the picture, with 150L/min. load-sensing (LS) system.*



# **HYPRO HV14 Forwarder trailer**

*The market's most stable trailer*



*The HYPRO HV14 is strongly associated with a good view over the load surface through the open mesh grille. The forwarder bunks have bars for simple and systematic sorting of the timber during forwarding.*



*Work lighting (LED) at the top of the crane (2 or 4 units) is available as an optional extra and work lighting on the telescopic arm is standard on certain models and an optional extra on others. The lighting creates a very comfortable and clearly illuminated work area, enabling effective extended working hours even in the darkest months of the year.*



*Bogie with up to 22° oscillation capacity for excellent handling in demanding terrain.*



*75 cm manual telescopic length adjustment from this position is standard.*



*You can choose between roller drive or hub motor drive on the HYPRO HV14. HYPRO 4WD roller drive delivers a very high drive power and the drive unit is in a well protected position.*



*Extremely powerful hydraulic motor operation via hub motor (Black Bruin B260, 3150cc) delivers very high drive power. The drive motors are located in the bogie's rear wheel set. Choose between 2ND or 4ND with 2 or 4 braked wheels.*






*HYPRO Processors debarking eucalyptus in Brazil.*

**In the industry since 1987 and with customers in more than 40 countries**

All our products consist of the highest quality components. This guarantees that our machines are highly durable and reliable, which means low maintenance costs for our customers.

Our great technical experience has enabled us to develop fast and versatile machines with high capacity and low impact on the remaining forest and land. Quite simply, forestry that creates real value.



*Certain of the machines illustrated may have additional equipment. HYPRO reserves the right to change equipment and properties of the machines when necessary in relation to what is presented in this brochure.*

SE-283 93 Lönsboda, SWEDEN

Phone: +46 479 220 59

[info@hypro.se](mailto:info@hypro.se) / [www.hypro.se](http://www.hypro.se)